

OAKLAND CUSD #5

3RD GRADE
APRIL 20-24, 2020

DEDE CHILDRESS

Week of April 20-24
Mrs. Childress's 3rd Grade

Mrs. Childress's office hours:

Monday 8-10am

Tuesday 10-12

Wednesday 12-2pm

Thursday 2-4pm

You may email completed work to dede.childress@oakland5.org (or drop off at school) every Monday.


Subject	Choice 1	Choice 2	Choice 3
Math (Choose 1 to turn in)	Do 2 rounds of Xtra Math. See instructions below.	Complete a Drops in the Bucket. (attached #30)	Complete the word problems that are attached.
Reading (Choose 1 to turn in)	Read a story of your choice and answer the 4 questions.	Read a story of your choice and write a 5 sentence summary.	Read a story of your choice and complete a book report. (2 pages)
Writing (Choose 1 to turn in)	Write a sentence for each word provided.	Write a letter to a friend. Must be at least 5 sentences.	Make up your own story. Must be one page long.
Free Choice Option #1 (Choose 1 to turn in)	Read the latest Scholastic News magazine and answer the questions on the back. To read the digital copy: go to http://sn3.scholastic.com/ click Login (top right), Choose- "I am a student" and use the password: childress2020	Use your Social Studies textbook to write the definitions listed on the attached worksheet. (2 pages)	Write each spelling word 3 times each.
Free Choice Option #2 (Choose 1 to turn in)	Use your Science textbook to write the definitions listed on the attached worksheet. (2 pages)	Belonging to many communities activity. See the attached worksheet.	Write your street address 10 times in cursive. For Ex: 310 North Teeter Street Oakland, IL 61943

*Xtra Math: go to xtramath.org - click "sign in" (top right)- for the email use:

kelly.mcconaha@oakland5.org- type in your child's name and their Pin # (Mrs. McConaha will send me the report that shows who has completed for your grade)

Name _____


Score _____

1  _____ = _____ 3 7 8 17 14 10
 _____ = _____ + 3 + 3 + 4 - 9 - 9 - 2
 _____ = _____
 _____ = _____


Basic Facts

2 Write the numbers that come before and after.
 _____ 20 15 10 _____

Patterns and Progressions

3  Beth cut her pizza into halves. How many pieces was that? _____
 What part of the pizza did she eat? _____
 Now how much of her pizza is left? _____

Fractions

4 Put numbers on the clock to show the time one minute later than eight o'clock. 

Time


5
$$\begin{array}{r} 945 \\ + 27 \\ \hline \end{array}$$

$$\begin{array}{r} 105 \\ + 205 \\ \hline \end{array}$$


$$\begin{array}{r} 100 \\ - 43 \\ \hline \end{array}$$

$$\begin{array}{r} 732 \\ - 89 \\ \hline \end{array}$$

Algorithms

6 five thousand four hundred seven
 _____


Number Words

7 Tina is five years old. Her sister Ann is 4 years older, and her brother Al is 2 years younger. Who is the oldest?
 What is the difference in age between Al and Ann?




Story Problems

8 Write an equation using these numbers and signs.
 +, +, = 10, 9, 4, 3

Words and Symbols

9 Circle the scissors that are open to form the smallest angle.


Place Value, Graphs, and Geometry

10 

 Write the amount in words and numbers.

Money

Name : _____

Score :

Ms. Childress 3rd Grade

Week 3 - Apr. 20-26

Teacher : _____

Date :

Math Choice 3

Word Problems

- 1) Benny likes to collect coins. Benny got 18 coins from his brother, 21 coins from his mother, as well as 28 coins from Jess. However, Benny lost 20 coins before putting those coins into his piggybank. How many coins does Benny have in his piggybank? _____
- 2) Peter wants 156 cupcakes for his party. Peter has already made 24 berry cupcakes, and 60 vanilla cupcakes. How many more cupcakes does Peter need to make? _____
- 3) At an amusement park, Sara wants to ride a rollercoaster that costs 25 tickets, a bumper car that costs 14 tickets, and a merry-go-round that costs 26 tickets. Sara had 16 tickets, but lost 7 of them on a ride. How many more tickets does she need? _____
- 4) John had 189 deer stickers. John gave 48 stickers to Sandy, 29 stickers to his sister and an additional 44 stickers to Jason. How many stickers does John still have? _____
- 5) Sara made 3 different stacks of wooden blocks. The first stack was 6 blocks high, the second stack was 5 block(s) higher than the first, and the final stack was 6 block(s) higher than the second. In total, how many blocks did Sara use for all 3 stacks? _____
- 6) For baseball season, Keith decided to buy 20 balls, 36 pairs of shorts, as well as 28 pairs of baseball shoes. In total, how many objects did Keith buy for baseball season? _____
- 7) Benny wants several different color plates for his birthday. Benny wants to get 84 yellow plates, 144 gold plates, and some amount of orange plates. In total, Benny wants 336 plates, so how many orange plates should he get? _____
- 8) Before getting to school, Sandy has a few errands to run. Sandy has to walk 9 blocks to the museum, _____ and 6 blocks to the gallery, before walking the final 12 blocks to arrive at school. If Sandy has already walked 5 blocks, how many more blocks must she walk before arriving at school? _____
- 9) For lunch, Sally bought 36 glasses of milk, 29 bacon sandwich, as well as 33 cobbler. In total, how many menu items did Sally purchase for lunch? _____
- 10) Sally wanted to save money to buy a new outfit. Sally deposited 29 times for savings in June, 24 times in July and 16 times in August. How many times did Sally make savings deposits over this time period? _____



Mrs. Childress

3rd Grade

Week: 3 April 20-24

Reading Choice #1

Directions: Read a book of your choice and answer the following questions *in cursive*.

Name: _____

Title of Book: _____

Author: _____

If it is a chapter book, tell me the pages you read: _____

Please answer each question in complete sentences and in your best cursive handwriting.

1. Who was your favorite character in the book?
2. What made that character your favorite?
3. Tell me your favorite part of the book.
4. Why was that part your favorite?

Mrs. Childress

3rd Grade

Week: 3 April 20-24

Reading Choice #2

Directions: Read a book of your choice and answer the following questions *in cursive*.

Name: _____

Title of Book: _____

Author: _____

If it is a chapter book, tell me the pages you read: _____

Directions: Write a summary of the story. Must be at least 5 sentences. Tell what happened in the beginning, middle, and end of the story.

Mrs. Childress

3rd Grade

Week: 3 April 20-24

Reading Choice #3

Directions: Read a book of your choice and answer the following questions. Answers should be written in complete sentences and in your best cursive handwriting.

Name: _____

Title of the Book: _____

Main Characters: _____

Setting of the Book: _____

What genre was the book you read? (fiction, nonfiction, historical fiction, fantasy, realistic fiction, fable, science fiction, mystery, biography) Circle one.

What happened in the beginning of the book?

What happened in the middle of the book?

PAGE 2

Mrs. Childress

3rd Grade

Week: 3 April 20-24

Reading Choice #3

What happened at the end of the book? _____

What was your favorite part of the book and why? _____

Mrs. Childress

3rd Grade

Week: 3 April 20-24

Writing Choice #1

Name: _____

Directions: Write a (good 3rd grade) sentence using the word provided. Please use cursive and don't forget capital letters and end marks.

1. pilot _____

2. frozen _____

3. silent _____

4. label _____

5. cover _____

Mrs. Childress

3rd Grade

Week: 3 April 20-24

Writing Choice #2

Name: _____

Directions: Write a letter to a friend in your best cursive handwriting. Must be at least 5 sentences long.

Dear _____,

Sincerely,

Mrs. Childress

3rd Grade

Week: 3 April 20-24

Free Choice Option #1- Choice #2

Name: _____

Using your social studies book, find the vocabulary words listed below and write out (or type) the definition of each word. Vocabulary words will be in Chapter 1- Pages 6-23

Weather: _____

Climate: _____

Participate: _____

Responsibility: _____

Law: _____

Factory: _____

PAGE 2

Mrs. Childress

3rd Grade

Week: 3 April 20-24

Free Choice Option #1- Choice #2

Name: _____

Goods: _____

Services: _____

History: _____

Geography: _____

Capital: _____

Unit 5 Week 5

name: Mrs. Childress 3rd Grade

Week 3 April 20-24

Free Choice #1 option 3

Page 1

pilot

favor

cover

tinny

silent

diner

lemon

shady

label

spider

tiger

planet

robot

Mrs. Childress 3rd Grade

Week 3 Apr. 20-24

Free Choice #1 option 3

page 2

copy
frozen

tried
hurried
studying

melon
stomach

Mrs. Childress

3rd Grade

Week: 3 April 20-24

Free Choice Option #2- Choice #1

Name: _____

Directions: Use your science textbook to write down the definition of each word. These will be found in Chapter 1 pages 7-25.

system: _____

deciduous: _____

pollinate: _____

coniferous: _____

Seed leaf: _____

PAGE 2

Mrs. Childress

3rd Grade

Week: 3 April 20-24

Free Choice Option #2- Choice #1

Name: _____

germinate: _____

seedling: _____

fossil: _____

extinct: _____

Mrs. Childress

3rd Grade

Week: 3 April 20-24

Free Choice Option #2- Choice #2

Name: _____

Directions: Review Chapter 1 Lesson 2: Belonging to Many Communities (Pg. 12-14) in your Social Studies textbook. Draw a diagram of the different communities you belong to. See the example on page 14 as an example of what to do. Draw the diagram below. Be sure to use labels and pictures like the example.

Week of April 20-24, 2020
2nd/3rd PE
Coach Kappy

Please pick 3 out of the 5 activities to do for the week. Please email me a picture of your child completing the activities and the dates or email me a description of the activities. You or your child may also write a few sentences about the activity and submit to the homework box located in the Lake Crest foyer.

Please email me at jenny.kapraun-veach@oakland5.org or call the school and leave a message, and I will give you a call as soon as I can.

Class	Choice 1	Choice 2	Choice 3	Choice 4	Choice 5
2nd/ 3rd Grade	Ride your bike for 15-20 minutes	Work out to some kind of exercise video or have a dance marathon.	Go on a walk with your family or with a parent for 15-20 minutes	Play Basketball for 15-20 minutes.	Another physical activity that you do for 15 minutes or more (yard work, etc.)

Week of April 20-May 1, 2020
3rd Grade Art
Mrs. Sweeney

Please pick 1 out of the 3 activities to complete every other week. Please email me a picture of your child completing the activities or submit the activity to the homework box located in the Lake Crest foyer. Some of the art projects require supplies. Please feel free to improvise if you do not have the required supplies, or reach out to me or the office and we will work together to get you what we need. Some basic supplies will be available for pick-up in the Lake Crest foyer.

Please email me at jill.sweeney@oakland5.org or call the school and leave a message, and I will give you a call as soon as I can.

My Office Hours: Monday – 8-10am

Tuesday – 10-12am

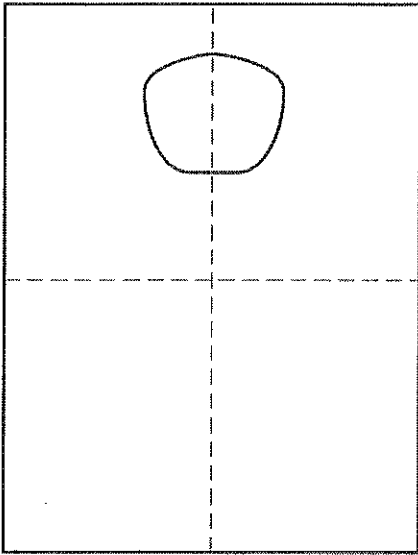
Wednesday – 8-10am

School Office Hours: Monday – Thursday 7:30-11:30

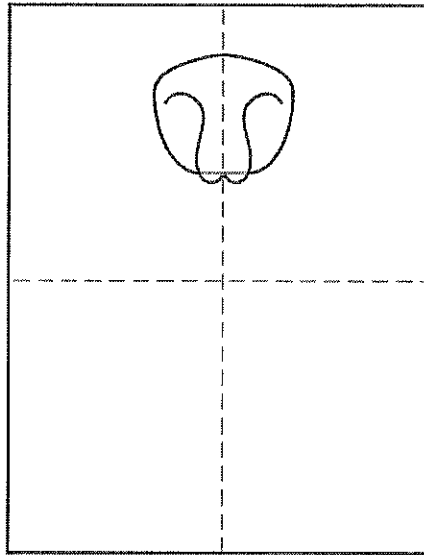
Class	Choice 1	Choice 2	Choice 3
3rd Grade	Cheetah	Cubist Face	Paper Sack Architecture

Draw a Cheetah

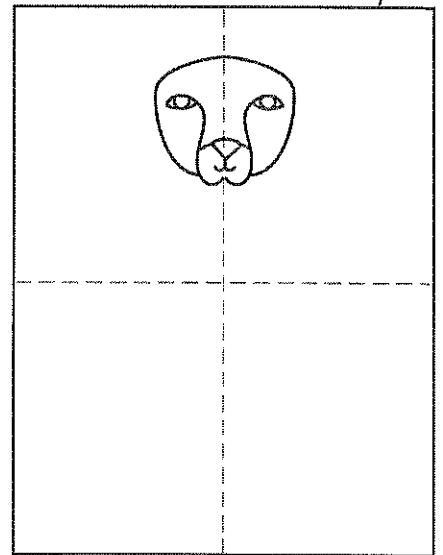
3rd/Art/ April 20 - May 1
Tweeney 1 of 3



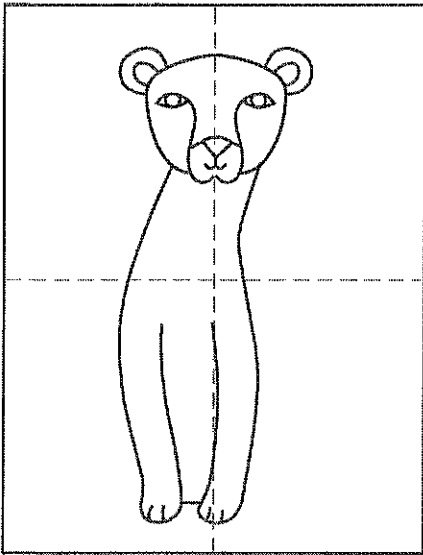
1. Draw the head shape.



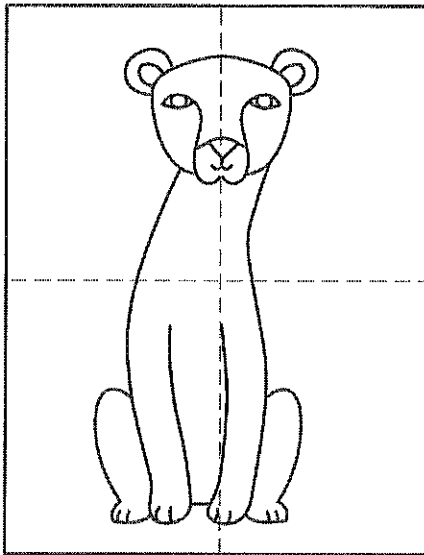
2. Add the face curves inside.
Erase the extra line.




3. Finish the eyes. Draw a nose and mouth.




4. Add two ears. Draw the front legs with a slight curve.




5. Add two back legs.




6. Draw a long and thick tail.



7. Add lots of spots. The tail gets stripes on the end.



8. Draw a horizon line, trees, clouds.



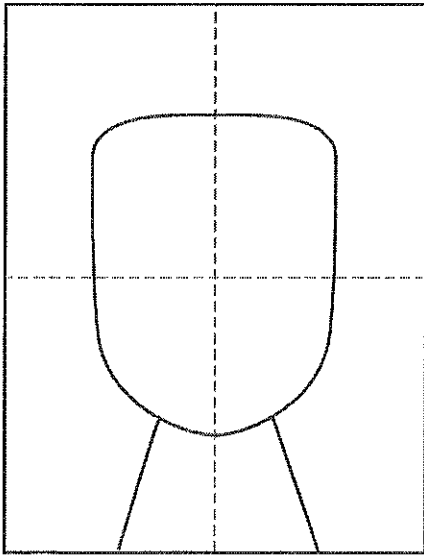
9. Trace with a marker. Fill in spots with the marker. Color as shown.

Pablo Picasso

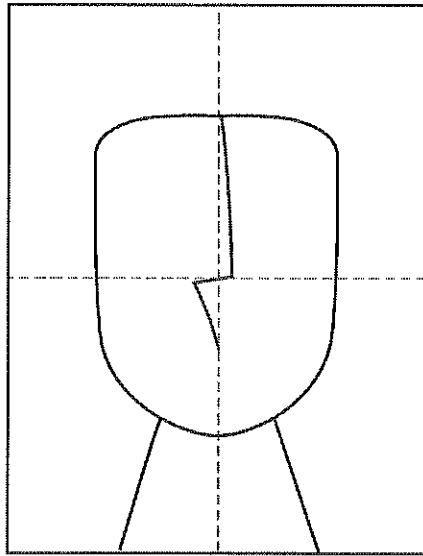
Cubism Face with Markers

3rd/Art/April 20-May1

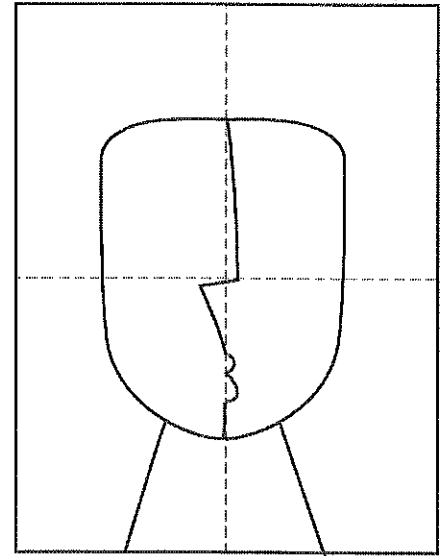
Sweeney 2 of 3



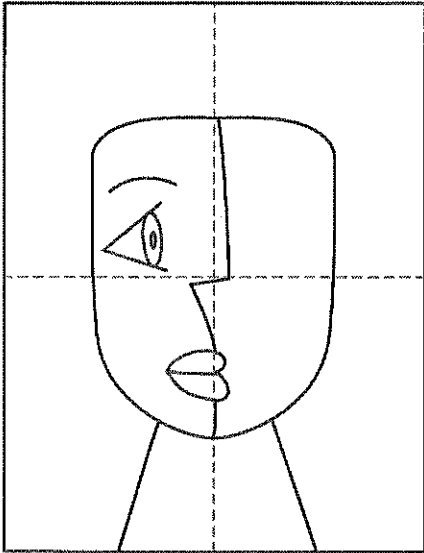
1. Make guide lines. Draw head, neck.



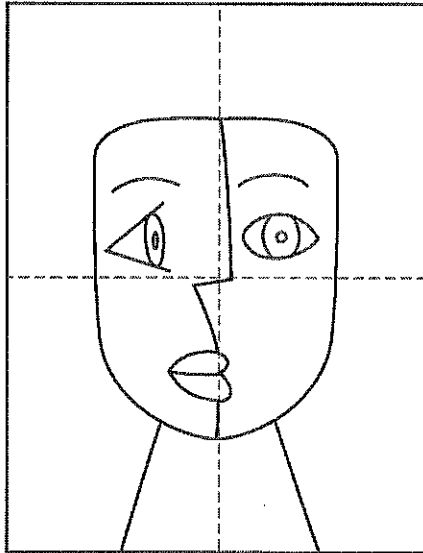
2. Start the nose.



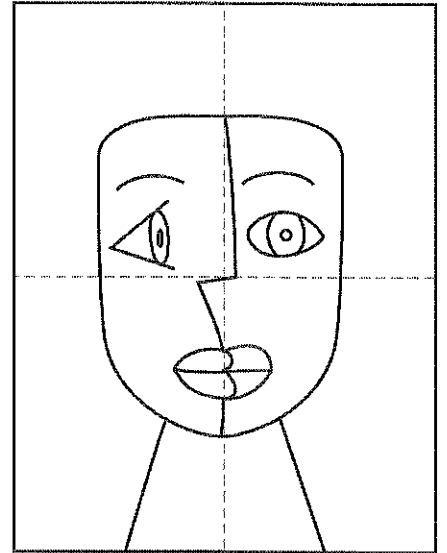
3. Add the mouth and chin.



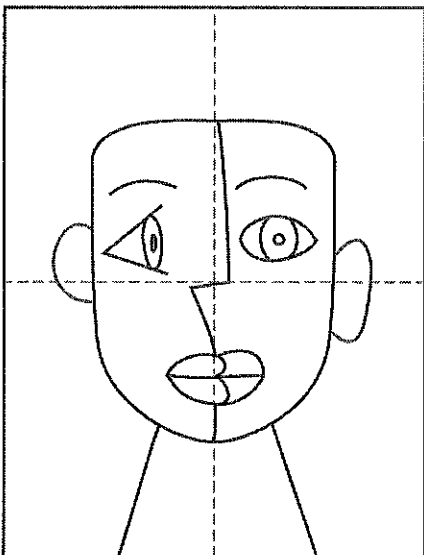
4. Draw the left profile face.




5. Draw right eye.




6. Add right lips.



7. Add two ears, they needn't match.



8. Finish with hair. Trace and color.




9. Trace with a marker and color.

3rd/Art/April 20 -
May 1

Sweeney 3 of 3

Paper Sack Architecture

3rd/Art/April 20-May 1



- Materials:**
- Paper Sack - lunch bag works best but any size will do
 - Crayons/Markers
 - Construction paper or any heavier paper
 - Glue
 - Scissors

Directions:

1. Decide what type of building you will be constructing.
 2. Drawing and gluing will be easier when the sack is still flat.
Draw the front and back. Glue added pieces such as doors, windows. Let glue dry.
 3. Stand sack up and draw on the sides of your building and add windows.
 4. Fill your paper bag with newspaper and tape, glue or staple the top together.
 5. Cut a rectangular shape piece of paper the right size for the roof.
 6. Fold in half. Add a line design for the shingles.
 7. Glue on.
 8. Add details.
- Optional: Make more buildings to create your own neighborhood.

Weeks of April 20-30, 2020

April Lee

Hello, again! I hope things are going as smoothly as possible for you and yours during these stay-at-home weeks. Reconnecting with our families is so precious.

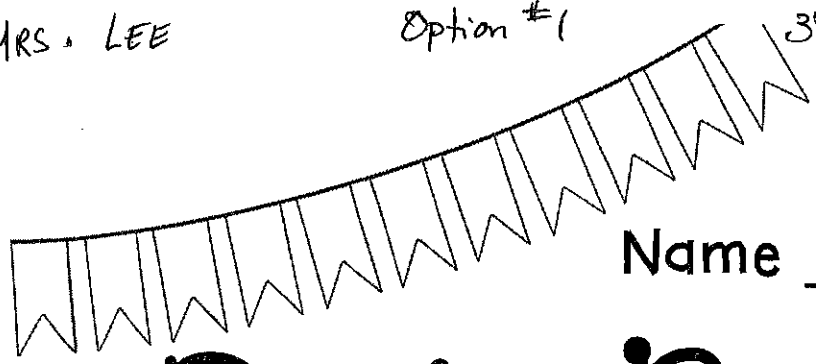
In addition to the Options below, I have created a Facebook group called Lake Crest Music. I believe I have invited everyone K-5. Each day or so I try to find some activity we can do together. Send me an email or make a comment if you liked a particular activity.

To complete Option #1, students will need scissors and glue; Options #2 & #3, a pencil. Their work is due April 30th. Remember they are to do Art one week and Music the other.

Their work is due April 30th. Remember they are to do Art one week and Music the other.

My "office hours" are from 10:00 a.m. to noon on Mondays, Wednesdays, & Thursdays, but you can email me anytime with questions or concerns at april.lee@oakland5.org.

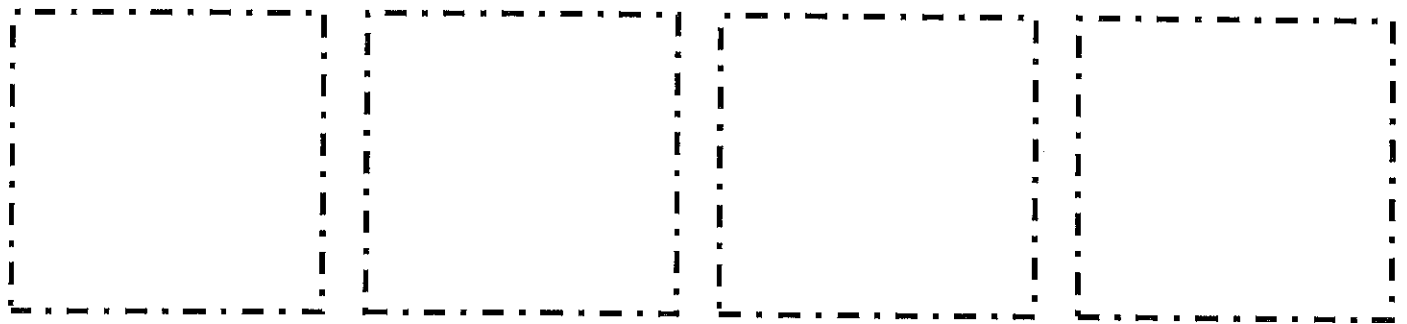
Class	Choice 1	Choice 2	Choice 3 (Enrichment)
3rd Grade Music	Rain, Rain, Go Away!	I Spy: Music Notes (2 pages)	String Family Crossword Puzzle



Name _____

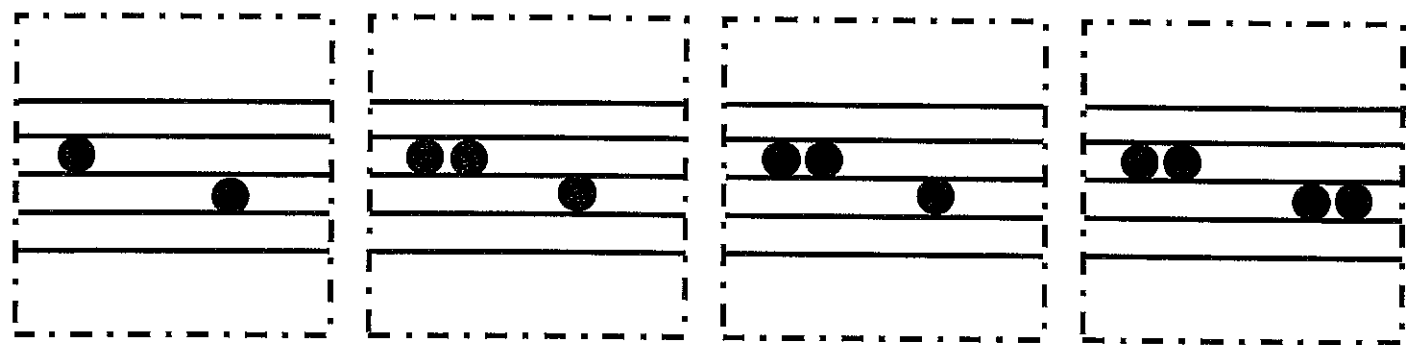
Rain Rain

go away!




Rain, rain go a-way come a-gain a- noth-er day.

Cut out the squares below to put the song, "Rain, Rain, Go Away" in order.











*Remember: "So" is always higher than "mi."

I SPY: MUSIC NOTES





I SPY: MUSIC NOTES

Write down the number of each item that you found.

_____	Whole Note	
_____	Dotted Half Note	
_____	Half Note	
_____	Dotted Quarter Note	
_____	Quarter Note	
_____	Beamed Eighth Notes	
_____	Eighth Note	
_____	Sixteenth Note	

The String Family

Fill in the crossword puzzle using the pictures as clues.



CHOICES:

- BOW
- VIOLIN
- VIOLA
- CELLO
- HARP
- DOUBLE BASS

